

Bien

B I E N
O V E R
S I Z E

120x180
48x71"

60x180
24x71"

100x100
40x40"

2020 O V E R S I Z E
C O L L E C T I O N S



think **BIGGER**

Continuing to make a difference in the industry with its innovative designs and leading-edge technology, Bien brings aesthetics and magnificence into spaces with its 120x180 cm, 100x100 cm and 60x180 cm Oversize collections.

CHANGE YOUR *dimension*

Bien Oversize collections are ideal for shopping malls, airports, hotels, hospitals, offices, luxury residences and large spaces. The Oversize collections offer an unmatched experience, as they are durable, long lasting and easy-to-clean.



SHOPPING MALLS



AIRPORTS



HOTELS



HOSPITALS



OFFICES



LUXURY RESIDENCES



120x180

60x180

MAESTRO


NEWPORT

ROOT

ARTEMODERNA

MAGNIFIQUE

CONCEPT



NEWPORT

120X180 CM
48X71"




120x180
NEWPORT



120x180 48x71" tp GR fi v³

120x180
PRODUCT FACES

NEWPORT





ROOT

120x180 cm
48x71"





120x180 48x71" ASH

tp G R H V²



120x180 48x71" SILVER

tp G R H V²





MAESTRO


120X180 CM
48X71"





120x180 48x71" tp GRIV²





ARTEMODERNA


120X180 CM
48X71"





120x180 48x71"

tp GR n v3





MAGNIFIQUE

120X180 CM
48X71"



120x180
MAGNIFIQUE




120x180 48x71" BLACK tp GR H V3

120x180
PRODUCT FACES

MAGNIFIQUE





CONCEPT

120X180 CM
48X71"






120x180 48x71" LIGHT GREY tp R M v²



120x180 48x71" GREY tp R M v²





120x180 48x71" ANTHRACITE

tp R M v²



120x180 48x71" MINK


tp R M v²





120x180 48x71" TAUPE


tp R M v²



A modern balcony with a glass railing and a view of the ocean. The balcony is part of a building with a dark, textured facade. The railing is made of clear glass panels held by dark metal brackets. Inside the balcony, there is a light-colored sofa with several cushions and a small coffee table. The background shows a vast blue ocean under a clear sky.

100x100

BOHO
CEMENTO
COSMOS
EOLA
MIA
NEWPORT
ROOT
HAMPTON



COSMOS

100X100 CM
40X40"





100x100 40x40" IVORY tp R M V²



100x100 40x40" ANTHRACITE tp R M V²




100x100 40x40" GREY tp R M V²



100x100 40x40" ANTHRACITE DECOFON tp R M V²





MIA

100X100 CM
40X40"



100x100
MIA



100x100 40x40"

tp GR H V³

100x100
PRODUCT FACES

MIA





NEWPORT

100X100 CM
40X40"



100x100
NEWPORT




100x100 40x40"

tp GR fl v³

MANO

100x100
PRODUCT FACES

NEWPORT






BOHO

100X100 CM
40X40"



100x100
BOHO




100x100 40x40" LIGHT GREY **tp RMV²**



100x100 40x40" DARK GREY **tp RMV²**

100x100
PRODUCT FACES

BOHO





CEMENTO

100X100 CM
40X40"



100x100
CEMENTO



100x100 40x40" GREY tp R sl G v² | tp R M v²




100x100 40x40" SILVER tp R sl G v² | tp R M v²



100x100 40x40" IVORY tp R sl G v² | tp R M v²

100x100
PRODUCT FACES

CEMENTO





ROOT

100X100 CM
40X40"



100x100
ROOT



100x100 40x40" ASH

tp GR fl v²



100x100 40x40" SILVER

tp GR fl v²

100x100
PRODUCT FACES

ROOT





EOLA

100X100 CM
40X40"



100x100
EOLA




100x100 40x40" GREY

tp GR fl v²

100x100
PRODUCT FACES

EOLA





HAMPTON

100X100 CM
40X40"



100x100
HAMPTON



100x100 40x40° BIANCO tp R M V²



100x100 40x40° GREY tp R M V²




100x100 40x40° LATTE tp R M V²



100x100 40x40° ANTHRACITE tp R M V²

100x100
PRODUCT FACES

HAMPTON




TECHNICAL SPECIALITIES


SHADE VARIATION

PORCELAINS AND TECHNICAL PORCELAINS


THEME	BIEN STANDARDS	TS EN 14411 <small>Annex - G</small>		TEST METHOD
LENGHT AND WIDHT	± 0,5 %	± 0,6 %	± 2,0 mm	TS EN ISO 10545 - 2
THICKNESS	± 5 %	± 5 %	± 0,5 mm	TS EN ISO 10545 - 2
STRAIGHTNESS OF SIDES	± 0,3 %	± 0,5 %	± 1,5 mm	TS EN ISO 10545 - 2
RECTANGULARITY	± 0,5 %	± 0,5 %	± 2,0 mm	TS EN ISO 10545 - 2
CENTER CURVATURE	± 0,3 %	± 0,5 %	± 2,0 mm	TS EN ISO 10545 - 2
EDGE CURVATURE	± 0,3 %	± 0,5 %	± 2,0 mm	TS EN ISO 10545 - 2
WARPAGE	± 0,3 %	± 0,5 %	± 2,0 mm	TS EN ISO 10545 - 2
SURFACE QUALITY	% 5 DEFECTIVE	% 5 DEFECTIVE		TS EN ISO 10545 - 2
WATER ABSORPTION	MAX 5,0 %	MAX 5,0 %		TS EN ISO 10545 - 3
BREAKING STRENGTH (≥7,5 mm)	Min. 1300 N	Min. 1300 N		TS EN ISO 10545 - 4
BREAKING STRENGTH (<7,5 mm)	Min. 700 N	Min. 700 N		TS EN ISO 10545 - 4
MODULUS OF RUPTURE	Min. 35 N/mm²	Min. 35 N/mm²		TS EN ISO 10545 - 4
IMPACT RESISTANCE	RESISTANT	REQUIRED		TS EN ISO 10545 - 5
THERMAL SHOCK RESISTANCE	RESISTANT	REQUIRED		TS EN ISO 10545 - 9
CRACKING RESISTANCE	RESISTANT	REQUIRED		TS EN ISO 10545 - 11
FROST RESISTANCE	RESISTANT	REQUIRED		TS EN ISO 10545 - 12
RESISTANCE TO STAINING	MIN. CLASS 3	MIN. CLASS 3		TS EN ISO 10545 - 14
RESISTANCE TO ACIDS/ALKALIS	MIN. CLASS GLB - GHB	MIN. CLASS GB		TS EN ISO 10545 - 13
RESISTANCE TO HOUSEHOLD CHEM.	MIN. CLASS GB	MIN. CLASS GB		TS EN ISO 10545 - 13
ABRASION CLASS	MIN. II	MIN. CLASS GB		TS EN ISO 10545 - 7




UNIFORM APPEARANCE



SLIGHT VARIATION




MODERATE VARIATION




RANDOM VARIATION

The color shade or shades of all tiles vary to some degree from piece to piece, for each single production. At least several pieces from the same production should be reviewed whenever possible to determine acceptable color shade variations. Any questions or concerns about your tile selection should be clarified prior to installation.


ABRASION RESISTANCE OF FLOOR TILES




LOW TRAFFIC



MEDIUM TRAFFIC



HEAVY TRAFFIC



EXTRA TRAFFIC

LOW TRAFFIC: Tiles suited for general residential traffic. For areas that are walked on by soft soled or normal footwear without any scratching dirt. Not suitable for kitchen, entrance halls, stairs and other areas subjected to medium traffic.

MEDIUM TRAFFIC: Tiles suitable for areas subject to frequent foot traffic yet protected from abrasive agents such as sand, gravel and soil; for example corridors, private kitchens, balconies, terraces, hotel rooms.

HEAVY TRAFFIC: Tiles suitable for areas subject to frequent foot traffic and heavy abrasion, for example shops, hotels, restaurants, bars, schools, offices. Particularly suitable for areas in direct contact with outside.

EXTRA TRAFFIC: Suitable for heavy traffic indoor and outdoor environments.


PORCELAIN TILES COLLECTIONS

PRODUCT TYPE	SIZE	EDGE	BOX			PALLET			
			PIECE	QUANTITY (m²)	WEIGHT (kg)	BOX	QUANTITY (m²)	WEIGHT (kg)	PALLET SIZE
Technical Porcelain	120x180 / (119,5x178,5) 48x71"	Rectified	1 / Unboxed	2,13	42	21	44,73	972	140x200
Technical Porcelain	60x180 / (59,6x178,5) 24x71"	Rectified	2	2,13	42	21	44,73	975	70x195
Technical Porcelain	100x100 / (98,5x98,5) 40x40"	Rectified	2	2	48	24	48	1185	103x123


ADWARDS

CERTIFICATIONS


A'DESIGN
AWARD




Fracture
Altın
A'design Award
2012




Elhamra
Altın
A'design Award
2012




Eramosa
Bronz
A'design Award
2012




İnci
Platin
A'design Award
2012




Lotus
Platin
A'design Award
2012




Albatros
Gümüş
A'design Award
2014




Organic
Gümüş
A'design Award
2015




Sultan
Demir
A'design Award
2016




Adonis
Gümüş
A'design Award
2017




Corvino
Tasarım Ödülü
A'design Award
2017




Safari
Tasarım Ödülü
A'design Award
2017



Tiger Black
Bronz
A'design Award
2018



Pompei
Tasarım Ödülü
A'design Award
2018



Mia
Tasarım Ödülü
A'design Award
2018

IDA DESIGN
AWARDS



Pietra Moda
Bronz
IDA Design Award
2016




Pietra Moda
Onur Ödülü
IDA Design Award
2016




Stellata
Onur Ödülü
IDA Design Award
2016

ELLE DECORATION
INTERNATIONAL
DESIGN AWARDS



Lotus
Elle Decoration
Yılın Banyo Tasarımı
2013



Organic
Elle Decoration
Yılın Banyo Tasarımı
2015

RAF ÖDÜLLÜ
AWARD



Lotus
Arkitera
Raf Yapı Malzemesi Ödülü
2013



20 mm Karolar
Arkitera
Raf Yapı Malzemesi Ödülü
2014

REDDOT DESIGN
AWARD



Organic
Reddot
Product Design
2015

TSE
TSI CERTIFICATE OF CONFORMITY TO DOUBLE STAR CRITERIA



EN 14411
TURKISH STANDARD FOR CERAMIC TILES



ISO 9001
CERTIFICATE OF QUALITY MANAGEMENT SYSTEMS



OHSAS 18001
CERTIFICATE OF OCCUPATIONAL HEALTH AND SAFETY MANAGEMENT SYSTEMS



ISO 14001
CERTIFICATE OF ENVIRONMENTAL MANAGEMENT SYSTEMS



ISO 27001
INFORMATION SECURITY MANAGEMENT SYSTEMS



CE
DECLARATION OF PERFORMANCE



AEO
AUTHORISED ECONOMIC OPERATOR CERTIFICATE



USER’S MANUAL

The information provided below has been prepared in order to guide the user for achieving maximum efficiency in usage of the tiles and ensuring usage for a long time.

SELECTION OF THE TILES

Selection of ceramic materials has to be done with care in order that they are suitable for the usage conditions and they have a long life. Selection has to be made by taking into account the classification provided below based on the area of usage.

- 1. Wall Tiles: For indoor walls
- 2. Floor Tiles: For indoor floors and walls
- 3. Porcelain Tiles:For indoor floors and walls, outdoor floors, walls and facades
- 4. Technical Porcelain Tiles:For indoor floors and walls, outdoor floors, walls and façades

Suitability of the products with the specifications of usage areasincreases efficiency. As such, it would be beneficial to select products which are suitable for traffic intensity in areas where pedestrian traffic intensity is high. Information as to relevant traffic intensity is provided with the products.

ISSUES TO BE CONSIDERED IN APPLICATION

Instructions must be followed carefully while applying the tiles. Tone and calibration controls of the tiles must be made before the application and care should be taken to ensure that products to be applied to an area are in the same tone and calibration. Products, with patterns following each other, must be laid in the same direction. The relevant instructions are provided on the boxes.

Tiles are also applied in twisted layout applications. Twisting method is frequently used especially in rectangular form wood-like products. There may be deformations according to TSI standards due to usage of very high temperature during production of tiles. As such, wedge application it is very useful while applying big size products. This method will eliminate the defects arising from floor and labor and minimize considerable deformation levels which can occur during the production.

The tiles should be applied with a certain joint space. Relevant joint spaces should be as follows: minimum in 1 mm in rectified tiles and 2 mm for best results and minimum 2 mm in unrectified tiles and 3 mm for best results.

USAGE CONDITIONS

Ceramic tiles which cover living areas are getting more active and richer appearance with décor and border groups. As such, decorative purpose of décor and border products stands out more. The surface resistances and abrasion resistances of these products are not high compared to other products. Décor and border products contain metallic colors such as gold, platinum and copper. These products with metallic colors are abraded because of cleaning products which contains acid and they may get damaged by time. As such, décor and border products should not be cleaned with acid cleaning gents and must be cleaned with soap or with a damp cloth. You can see relevant information in our catalog near the product.

HEADQUARTERS & EXPORT MANAGEMENT

BIEN YAPI ÜRÜNLERİ SAN. TURİZM VE TİC. A.Ş.

Acıbadem Mahallesi Gömeç Sokak No: 39 Kadıköy / İstanbul
T: +90 216 614 10 60 (Pbx) F: +90 216 614 10 85
info@bienseramik.com.tr | www.bienseramik.com.tr

BİLECİK FACTORY

Pelitözü Köyü, Fatih Sultan Mehmet Bulvarı No: 13 Bilecik
T: +90 228 214 80 00 (Pbx) F: +90 228 216 01 81

BOZÜYÜK FACTORY

Seramik Caddesi, 11400 Bozüyük / Bilecik
T: +90 228 314 02 00 (Pbx) F: +90 228 314 02 10

REGIONAL OFFICE

İstanbul Avrupa/Trakya	:	+90 530 179 21 84
İstanbul Anadolu/ Batı Karadeniz	:	+90 530 348 40 73
Bursa /Güney Marmara	:	+90 530 344 35 09
Ankara / İç Anadolu	:	+90 531 471 58 34
Kayseri / İç Anadolu	:	+90 530 179 21 85
İzmir /Antalya	:	+90 533 140 97 15
	:	+90 539 587 48 73
Diyarbakır/Güneydoğu Anadolu	:	+90 533 475 86 73
Trabzon/Doğu Karadeniz	:	+90 532 367 64 17
	:	+90 535 543 9163
Samsun /Karadeniz	:	+90 530 179 21 86

BUSINESS DEVELOPMENT AND PROJECTS OFFICES

İzmir	:	+90 531 374 23 11
Antalya	:	+90 531 371 17 20

EXPORT MANAGEMENT

export@bienseramik.com.tr

Our company reserves its right to make changes to the packaging details and product features specified in this catalogue.



Bien